

logickeyboard™

# FL STUDIO 20

## Categories

Dark green	Mixer	Pink	Window
Light green	Piano roll	Purple	Pattern
Yellow	Playlist	Dark blue	Playback
Orange	Both Playlist & Piano roll	Light blue	Navigation
Red	Help	No color	Mixed










































## Shortcut list Tips


Press Ctrl/Cmd + F to activate Search field

Press Ctrl/Cmd + (+) or (-) to maximize or minimize content


Symbol	Command	Windows Keys	Mac Keys
	Rename selected	F2	F2
	Toggle Portamento	O	O
	Show next property in the Piano roll event lane (lower section)	F	F
	Select the Channel above	G	G
	Select the Channel above with note data	H	H
	Select the Channel below with note data	J	J
	Select the Channel below	K	K
	Paint in drum sequencer mode	N	N
	Toggle focus: Audio clips, Automation clips, Pattern clips	M	M
	Slip edit tool	S	S
	Select tool	E	E
	Mute tool	T	T
	Playback tool	Y	Y
	Pencil tool	P	P
	Delete tool	D	D



	Zoom tool	Z	Z
	Slice tool	C	C
	Paint tool	B	B
	Slice Clip at mouse cursor position	Ins	
	This Help	F1	F1
	Toggle Playlist	F5	F5
	Toggle Step Sequencer	F6	F6
	Toggle Piano roll	F7	F7
	Open Plugin Picker	F8	F8
	Show/hide Mixer	F9	F9
	Show/hide MIDI settings	F10	F10
	Show/hide song info window	F11	F11
	Close all windows	F12	F12
	Cycle nested windows	Tab	Tab
	Toggle Max/Min Playlist	Enter	Enter

	Previous pattern	 on numeric keyboard	 on numeric keyboard
	Next pattern	 on numeric keyboard	 on numeric keyboard
	Select pattern 1	 on numeric keyboard	 on numeric keyboard
	Select pattern 2	 on numeric keyboard	 on numeric keyboard
	Select pattern 3	 on numeric keyboard	 on numeric keyboard
	Select pattern 4	 on numeric keyboard	 on numeric keyboard
	Select pattern 5	 on numeric keyboard	 on numeric keyboard
	Select pattern 6	 on numeric keyboard	 on numeric keyboard
	Select pattern 7	 on numeric keyboard	 on numeric keyboard
	Select pattern 8	 on numeric keyboard	 on numeric keyboard
	Select pattern 9	 on numeric keyboard	 on numeric keyboard
	Next empty pattern	 F4	 F4
	Switch On/Off recording (This also works during playback)	 R	 R
	Switch Pattern/Song mode	 L	 L
	Previous bar (Song mode)	 on numeric keyboard	 on numeric keyboard

 1 BAR	Next bar (Song mode)	* on numeric keyboard	* on numeric keyboard
	Toggle Line/None Snap	Backspace	Backspace
	Move the playback marker to the start of the Playlist	Home	Home
	Zoom in	PgUp	PgUp
	Zoom out	PgDn	PgDn
	Move up	Up-Arrow	Up-Arrow
	Move down	Down-Arrow	Down-Arrow
	Move left	Left-Arrow	Left-Arrow
	Move right	Right-Arrow	Right-Arrow
	Horizontal Zoom out	1	1
	Horizontal Zoom medium	2	2
	Horizontal Zoom in	3	3
	Horizontal Zoom, show all	4	4
	Zoom to selection	5	5
	Cut	Ctrl X	Cmd X


	Open Scale Levels tool	Alt X	Opt X
	Copy	Ctrl C	Cmd C
	Select by color	Shift C	Shift C
	Paste	Ctrl V	Cmd V
	Select all	Ctrl A	Cmd A
	Arpeggiator	Alt A	Opt A
	Move selected	Shift Arrow keys	Shift Arrow keys
	Deselect selection	Ctrl D	Cmd D
	Discard selected note lengths	Shift D	Shift D
	Quick Quantize	Ctrl Q	Cmd Q
	Quantize	Alt Q	Opt Q
	Undo	Ctrl Z	Cmd Z
	Zip selected channel/s	Alt Z	Opt Z
	Save new version	Ctrl N	Cmd N
	Switch waveform helper view (when available)	Alt N	Opt N

	Open file	Ctrl O	Cmd O
	Find - Smart search	Ctrl F	Cmd F
	Flamer	Alt F	Opt F
	Solo channel 1	Ctrl 1	Cmd 1
	Solo channel 2	Ctrl 2	Cmd 2
	Solo channel 3	Ctrl 3	Cmd 3
	Solo channel 4	Ctrl 4	Cmd 4
	Solo channel 5	Ctrl 5	Cmd 5
	Solo channel 6	Ctrl 6	Cmd 6
	Solo channel 7	Ctrl 7	Cmd 7
	Solo channel 8	Ctrl 8	Cmd 8
	Solo channel 9	Ctrl 9	Cmd 9
	Solo channel 10	Ctrl 0	Cmd 0
	Open Claw Machine Tool	Alt W	Opt W
	Toggle typing keypad to piano keyboard	Ctrl T	Cmd T

	Add Time marker	Alt T	Opt T
	Blend recording (overdub)	Ctrl B	Cmd B
	View node helpers	Alt B	Opt B
3.2	Toggle recording metronome precount	Ctrl P	Cmd P
	Open Limit tool	Alt K	Opt K
	Select the next Channel	Shift K	Shift K
	Transpose selection Up/Down 1 Octave	Ctrl Up & Down Arrow	Cmd Up & Down Arrow
	Select time before or after current selection	Ctrl Left & Right Arrow	Cmd Left & Right Arrow
	Move selected Channel/s one step Up/Down	Alt Up & Down Arrow	Opt Up & Down Arrow
	Move selected mixer track/s Left/Right	Alt Left & Right Arrow	Opt Left & Right Arrow
	Start/Stop Playback	Space	Space
	Start/Pause Playback	Ctrl Space	
	Multilink to controllers	Ctrl J	Cmd J
	Quick legato	Ctrl L	Cmd L



	Articulate tool	Alt L	Opt L
	Export wave file	Ctrl R	Cmd R
	Export mp3 file	Ctrl Shift R	Cmd Shift R
	Open Randomize tool	Alt R	Opt R
	Toggle wait for input to start recording	Ctrl I	Cmd I
	Invert selection	Shift I	Shift I
	Toggle Step Edit mode	Ctrl E	Cmd E
	Riff machine	Alt E	Opt E
	Stop sound (panic)	Ctrl H	Cmd H
	Open Score Flipper tool	Alt Y	Opt Y
	Quick chop	Ctrl U	Cmd U
	Chop tool	Alt U	Opt U
	Glue selected and touching notes	Ctrl G	Cmd G
	Group selected	Shift G	Shift G
	Ungroup	Alt G	Opt G

	Save file	Ctrl S	Cmd S
	Save As...	Ctrl Shift S	Cmd Shift S
	Open Strum tool	Alt S	Opt S
	Toggle metronome	Ctrl M	Cmd M
	Open Project Picker	Ctrl F8	Cmd F8
	Select time around selection	Ctrl Enter	Cmd Enter
	Insert space equal to the current time-line selection	Ctrl Ins	
	Delete space equal to selection	Ctrl Del	Cmd Del
	Delete selected channel/s	Alt Del	Opt Del